



evoca

SWIFT TRANSFERS

CONTENTS

SWIFT Transfers	3
Transfer Terms	9
Contacts	10
UAE & Russia Operation Code Reference Lists	11

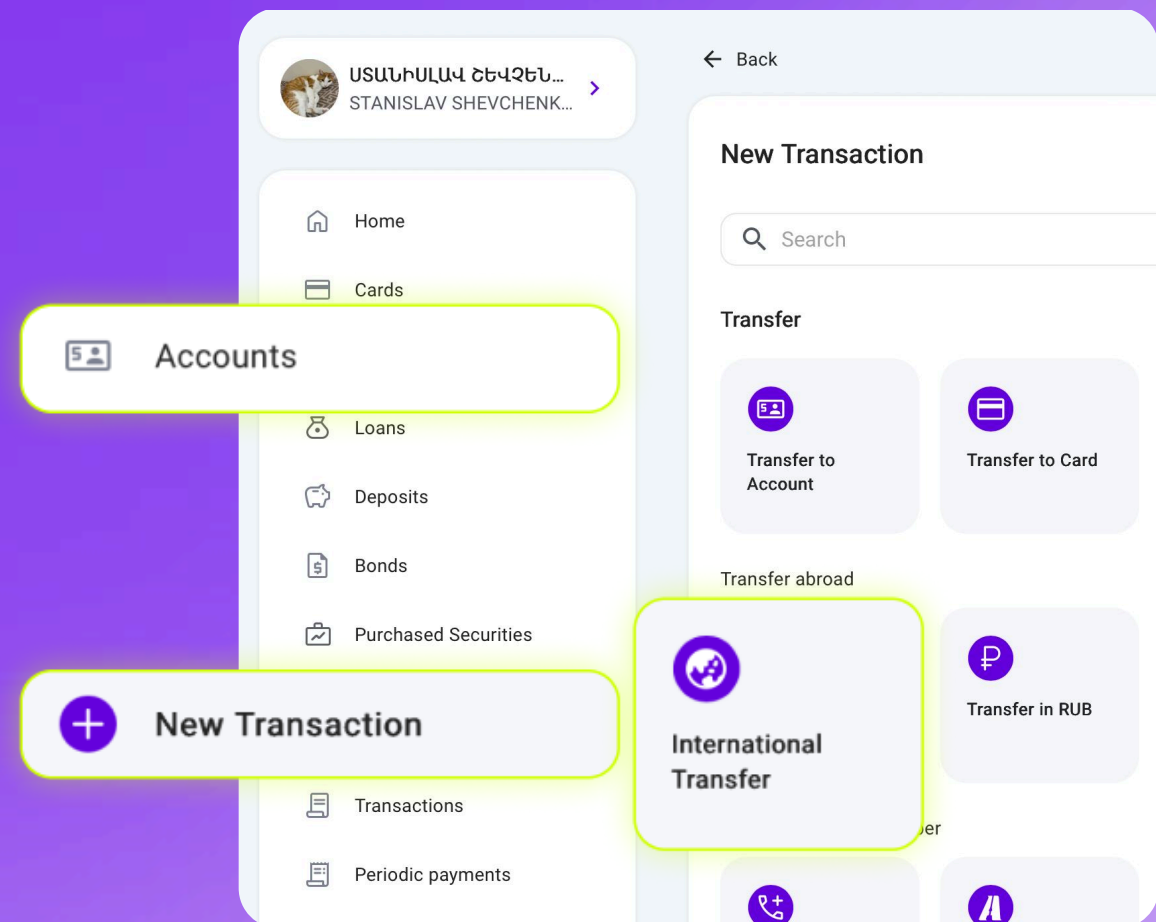
START

To make transfers in **USD/EUR** and other currencies, you need an account in the **corresponding currency**.

To open an account:

1. On the main screen, go to the **“Accounts”** tab.
2. Follow the on-screen instructions.


Then: «New Transactions» → «International transfer»



STEP 1

Important: fill in all fields using **Latin** characters, without quotation marks.

From Account

 Other Account
1660033610442501 1.00 USD ▾

Amount


1,000.00 USD

Commission 7,000.00 AMD


Charges ⓘ

OUR: The payer bears only the costs of Evocabank and the correspondent bank ▾

Charge account

 VISA DIGITAL AMD
1660078498201200 AMD ▾

Receiving country

 UNITED STATES OF AMERICA ▾

1. In the **“From Account”** field, select the account you want to transfer from.
2. In the **“Amount”** field, enter the transfer amount.
3. In the **“Charges”** field, always select **OUR**.
4. In the **“Charge account”** field, select the account from which the transfer fee will be debited.
5. In the **“Receiving country”** field, select the country where the recipient account was opened.

STEP 2

Important: fill in all fields using **Latin** characters, without quotation marks.

Remitter

(1) Name of the ordering customer ⓘ

STANISLAV SHEVCHENKO VLADISLAVI

(2) Address Line ⓘ

(2) Address Line ▼ A. MIKOYAN P. 2/2 Sh,239

(3) Country and Town ⓘ

(3) Country and Town ▼ AM/YEREVAN

ⓘ

(4) Date of Birth

(5) Place of Birth

(6) Customer Identification Number

(7) National Identity Number

(8) Additional Information

Remitter (your details):

1. Fields 1-3 will be filled in automatically – do not edit them.
2. In field 4, select **“(7) National Identity Number”** and enter the value strictly in the following format:

RU/passport_number issue_date

1.Example: RU/75123456 18.02.2018

STEP 3

Beneficiary

Beneficiary name

John Doe

Beneficiary Address

221B, Baker st.

City

New York

Beneficiary Country



UNITED STATES OF AMERICA



Account

US89370400440532013000

Beneficiary (recipient details):

1. Recipient full name or company name (as stated in the recipient's bank details).

Example: Digital Vanguard LLC

2. Recipient address or the company's registered legal address.
3. City where the recipient account was opened.
4. Country where the recipient account was opened.
5. Recipient account (e.g., GB01234...).

STEP 4

Beneficiary Bank

SWIFT code ⓘ

BOFAUS3NXXX

Receiver Bank

BANK OF AMERICA, N.A.

Address

222 BROADWAY

City

NEW YORK, NY

Country

UNITED STATES OF AMERICA

Bank Account

Receiver Bank

- Enter only the **SWIFT code** — all other fields will be filled in automatically.

Note: leave the “Bank account” field empty, as the recipient account is already entered in the **Receiver** section.

STEP 5

Note: do not use the “Invoice payment” toggle

Details

1. In the “**Info**” field, enter the transfer details:
 - For a regular transfer: Personal Transfer.
 - For an invoice payment: enter the invoice number, date, and purpose of payment, and make sure to attach the invoice at the very bottom of the screen.
2. Confirm the transfer.



Important (UAE transfers): in the “Info” field, in addition to the information above, you must also provide:

- To an individual: the recipient’s mobile phone number, date of birth, and a UAE Operation Code (see the code list in the appendix at the end of this guide).
- To a legal entity: the recipient company’s registration number, registration date and UAE Operation Code

Details

Invoice payment

Info

Personal transfer

Details

/TXT:Personal transfer/D-PI-DOB:19940905

Additional information

Attach file

Transfer

TRANSFER TERMS

There are **no** minimum or maximum **limits**.

The standard transfer fee is **0.5%** of the amount (or as per your **individual plan**).

Funds are typically credited **within 1-3** business days (in rare cases, **up to 10** business days).

The **payment order** is displayed in the **transaction history**.

You can request **SWIFT confirmation** and the **transaction route** (tracker) from your **personal bank manager**.

Your **personal** manager

PrimeOnline@evoca.am

**IF YOU HAVE ANY QUESTIONS,
PLEASE CONTACT US.**



**UAE OPERATION CODES
REFERENCE**



RUSSIAN FEDERATION
OPERATION CODES REFERENCE